

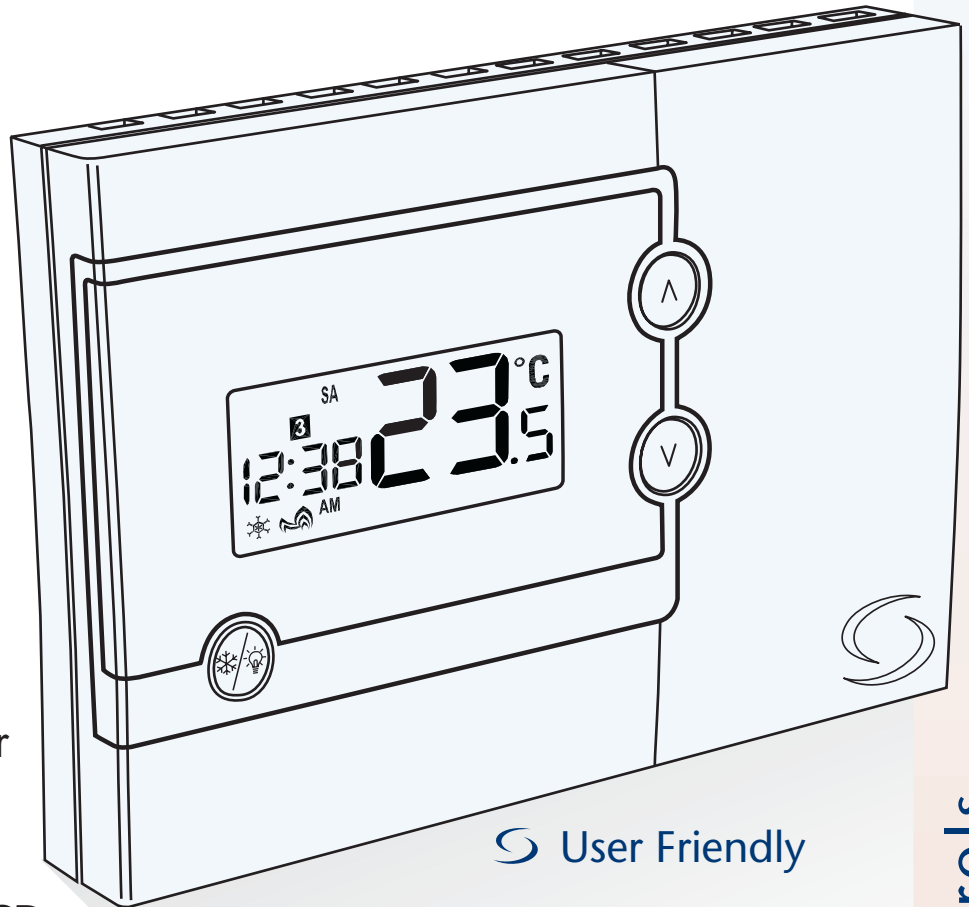
SALUS[®]

Programmable THERMOSTAT

Model No. **RT500**

Features

- 5/2 or 7 day programming flexibility
- Built in start up programming for quick installation
- Battery powered with replacement indicator
- Frost protection
- Large, easy to read LCD for easy viewing
- 5 time/temperature changes
- Burner on symbol
- Blue back-light
- Easy to use programming
- Easy access battery door
- Industry standard wiring back plate



User Friendly

The RT500 is a stylish 5/2 or 7 day Programmable Room Thermostat, which has been designed to provide automatic time and temperature control of all domestic central heating applications. The RT500 can switch circulating pumps, boilers and motorised valves.

Intended where the householder has a variety of heating needs from day to day.

The RT500 thermostat gives you a feature packed unit but still maintains simplicity for the user.

Heating Controls

CONTROL TECHNOLOGY FOR LIFE

www.salus-tech.com

CE

Programmable THERMOSTAT

Model No. **RT500**

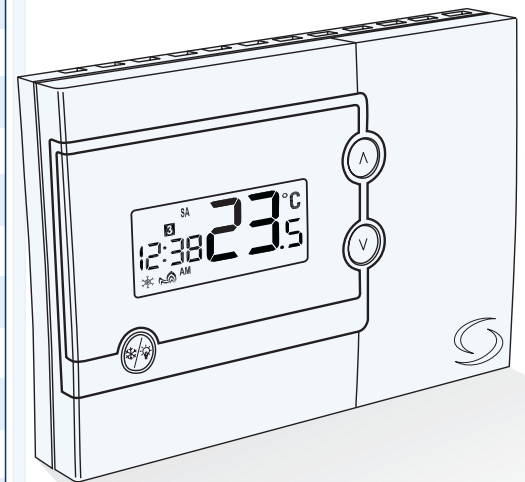
Installation

The RT500 can be either surface or flush switch box mounted. The standard Industry back plate provides ease of wiring. The back plate has holes to suit single switch boxes and provision for surface wiring.

The RT500 must be located where it would not be subjected to extraneous heat gain/loss (such as above radiators, direct sunlight or in draughts).

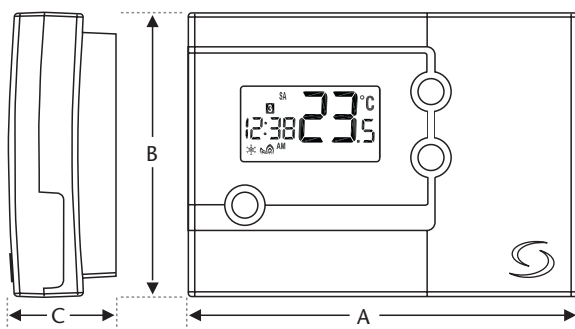
Specification

Switch Rating	: 230V/50Hz/3A
Switch Type	: Single pole, single throw (SPST)
Power Supply	: 2 x AA size Alkaline batteries
Operating Temperature	: 0°C - 50°C
Temperature Setting Range	: 5°C - 35°C in 0.5°C steps
Storage Conditions	: -20°C - 55°C to 90% RH/non condensing
Frost Protection Temperature	: 5°C
Battery Low Warning	: 2.6 - 2.8V
Temperature Control Accuracy	: +/- 0.5°C at 25°C
Operating Humidity	: 0 to 90% RH/non condensing
Time Display	: 12 hour/24 hour
Clock Accuracy	: +/- 1 min/month
Protection	: Auto cut off at over 35°C
Memory	: Memory hold up: 5 minutes
Back Light	: EL Panel blue colour
Agency Approval	: CE



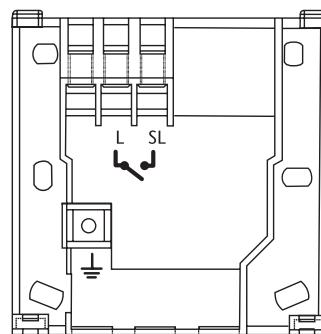
Heating Controls

Dimension (mm)



A	B	C
130	95	40

Wiring Diagram



SALUS[®]
TECHNOLOGY GROUP

Sales +44 (0) 8700 766900 Technical +44 (0) 8700 766902 Customer Services +44 (0) 8700 766902

Salus Controls plc Enterprise Park, Bala, Gwynedd, LL23 7NL Regional offices, England & Scotland.

Maintaining a policy of continual product development Salus Controls Plc. reserve the right to change specification, design and materials of products listed in this brochure without prior notice.

Web: www.salus-tech.com Email: sales@salus-tech.com