






Bioforce Performance Data

Model	Max Litres (Max Gallons)	Max Fish CM (Inches)	LPH (GPH) 	UVC	
3000 uvc	3000 LTR (660 GALS)	180 cm (5' 11")	1500LPH (330 GPH)	5w	20 - 25 mm
5500 uvc	5500 LTR (1210 GALS)	300 cm (9' 06")	2500LPH (550 GPH)	9w	20 - 25 mm
8000 uvc	8000 LTR (1760 GALS)	480 cm (15' 09")	4000LPH (880 GPH)	11w	20 - 25 mm
12000 uvc	12000 LTR (2640 GALS)	720 cm (23' 07")	6000LPH (1320 GPH)	13w	25 - 40 mm

			
Bioforce 3000 uvc	6000L	4500L	3000L
Bioforce 5500 uvc	11000L	8250L	5500L
Bioforce 8000 uvc	16000L	12000L	8000L
Bioforce 12000 uvc	24000L	18000L	12000L